

Lamellenhut

Kunde:

Sachbearbeiter:

Kommission:

Bestelldatum:

Telefon:

Termin:

Lieferung:

Monteur:

Kom. Nr.:


Blatt:

Abgeholt:

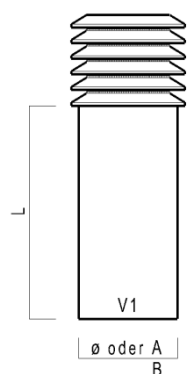
Telefon:

Intern:

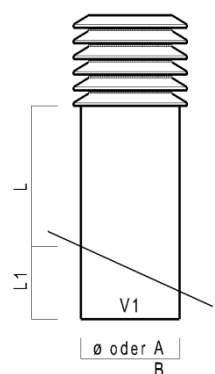
Position	Stk.	Material		Typ	ø	A	B	Isolation	L	L1	V1	Tableau Grösse	Dachneigung	Ausführung Lamelle	Bemerkungen
		innen	ausen												



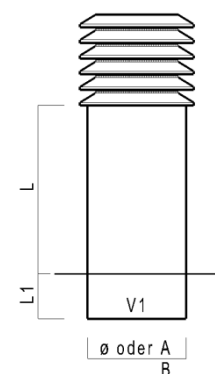
LHRSM



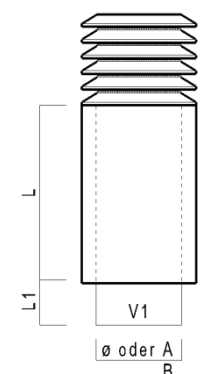
LHRSR
LHE



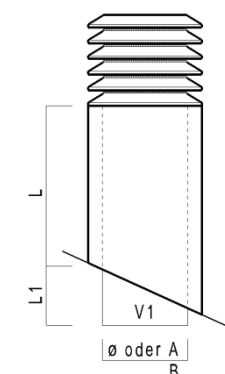
LHRSR | SD
LHE | SD



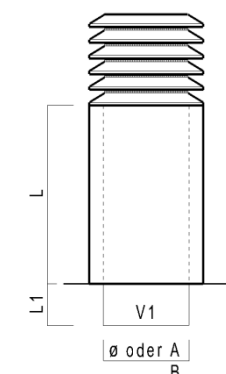
LHRSR | FD
LHE | FD



LHRDW
LHEDW



LHRDW | SD
LHEDW | SD



LHRDW | FD
LHEDW | FD